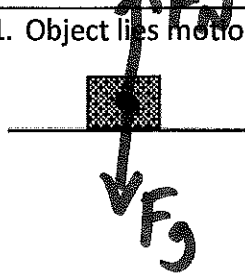
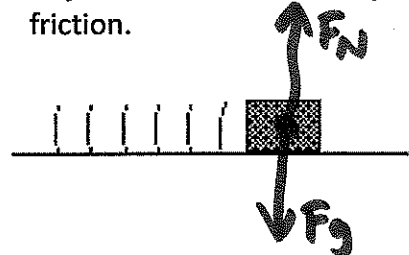
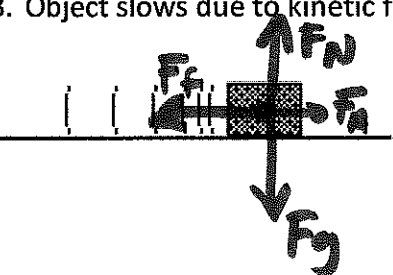
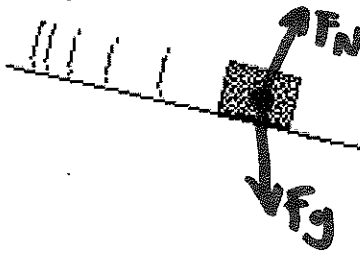
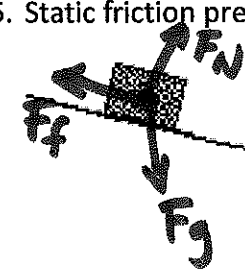


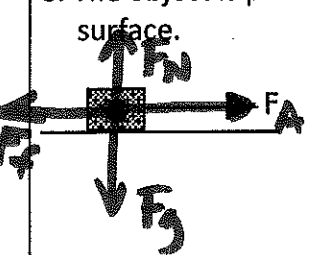



Physics

Unit 3: forces - Review Part 3

Name: _____ Block: _____

In each of the following situations, represent the object with a particle. Sketch all the forces acting upon the object, making the length of each vector represent the magnitude of the force.

<p>1. Object lies motionless.</p> 	<p>2. Object slides at constant speed without friction.</p> 
<p>3. Object slows due to kinetic friction.</p> 	<p>4. Object slides without friction.</p> 
<p>5. Static friction prevents sliding.</p> 	<p>6. An object is suspended from the ceiling.</p> 
<p>7. An object is suspended from the ceiling.</p> 	<p>8. The object is pulled by a force parallel to the surface.</p> 
<p>9. The object is pulled upward at constant speed.</p> 	<p>10. The object is falling (no air resistance).</p> 